

(12) **United States Design Patent** (10) **Patent No.:** **US D569,770 S**
Biery, Jr. (45) **Date of Patent:** **** May 27, 2008**

(54) **VEHICULAR TOW BAR FOR ACCEPTING A STORABLE COUPLER**

(76) Inventor: **Jack F. Biery, Jr.**, 1951 Bienvenido La., Escondido, CA (US) 92026

(**) Term: **14 Years**

(21) Appl. No.: **29/285,178**

(22) Filed: **Mar. 23, 2007**

(51) **LOC (8) Cl.** **12-16**

(52) **U.S. Cl.** **D12/162**

(58) **Field of Classification Search** D12/106, D12/115, 116, 161, 162, 199; 280/402, 403, 280/404, 405.1, 405.2, 407, 407.1, 416.2, 280/455.1, 491.5, 186, 433, 434, 438 R
 See application file for complete search history.

(56) **References Cited**

U.S. PATENT DOCUMENTS

2,760,789	A	8/1956	Wampler	
D208,535	S *	9/1967	Moll	D12/162
D214,787	S *	7/1969	Whisnand	D12/162
3,817,558	A	6/1974	Eger	
3,947,062	A	3/1976	Pierce	
D244,192	S *	5/1977	Murray	D15/28
4,052,085	A *	10/1977	Rendessy	280/455.1
4,239,250	A *	12/1980	Tolle	280/455.1
4,269,428	A	5/1981	Rexine	
4,343,484	A *	8/1982	Van Antwerp	172/272
D268,574	S *	4/1983	Hampton	D12/406
4,582,337	A *	4/1986	Hsueh	280/455.1
4,856,805	A	8/1989	Davis	
4,978,133	A	12/1990	Thorne et al.	
4,978,134	A	12/1990	Dahl et al.	
D314,303	S *	2/1991	Glaspie	D6/552
5,000,473	A	3/1991	Johnson	
5,226,657	A	7/1993	Dolphin	

5,348,333	A *	9/1994	Gee	280/491.5
D364,838	S *	12/1995	Jacobson	D12/162
5,516,140	A	5/1996	Hinte	
5,685,554	A	11/1997	Poxleitner	
5,857,692	A	1/1999	Hayes et al.	
5,897,126	A *	4/1999	Morris	280/491.5
5,909,960	A *	6/1999	Jager et al.	37/235
5,915,715	A	6/1999	Ford	
6,332,626	B1	12/2001	Morrill	
6,382,654	B1	5/2002	Mahncke	
6,386,573	B1	5/2002	Solomon	
6,612,604	B2	9/2003	Greaves	
6,619,686	B1 *	9/2003	Klar	280/491.3
6,957,824	B2	10/2005	Klar	

* cited by examiner

Primary Examiner—Cathron Brooks
Assistant Examiner—Michael A Pratt
 (74) *Attorney, Agent, or Firm*—Mary Jo Redman; Calif Tervo; Palomar Patent

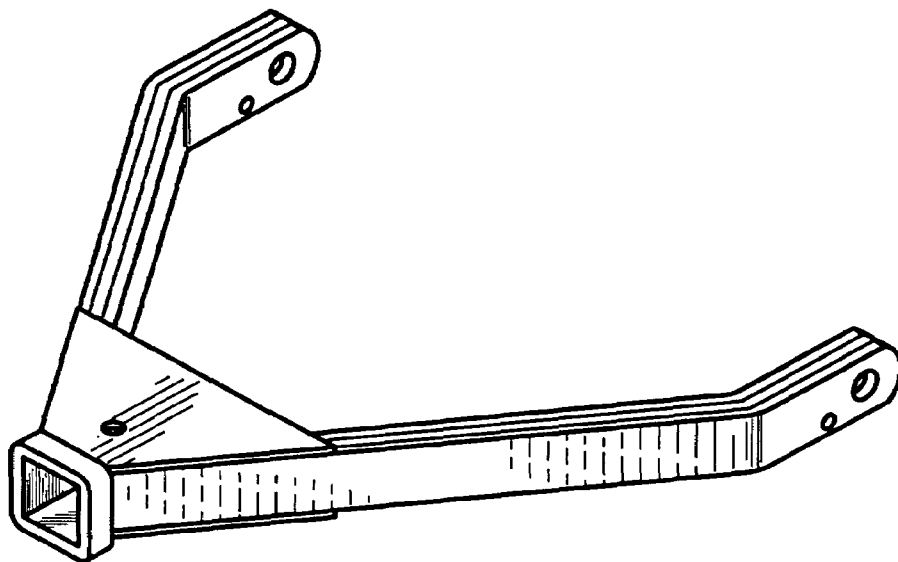
(57) **CLAIM**

The ornamental design for a vehicular tow bar for accepting a storable coupler, as shown and described.

DESCRIPTION

FIG. 1 is a top right perspective view of a tow bar for accepting a storable coupler showing my new design;
 FIG. 2 is a bottom view thereof;
 FIG. 3 is a top view thereof;
 FIG. 4 is a right side elevation view thereof; the opposite side view being identical;
 FIG. 5 is an end view thereof; the opposite end view being identical; and,
 FIG. 6 is a bottom right perspective view thereof.

1 Claim, 2 Drawing Sheets



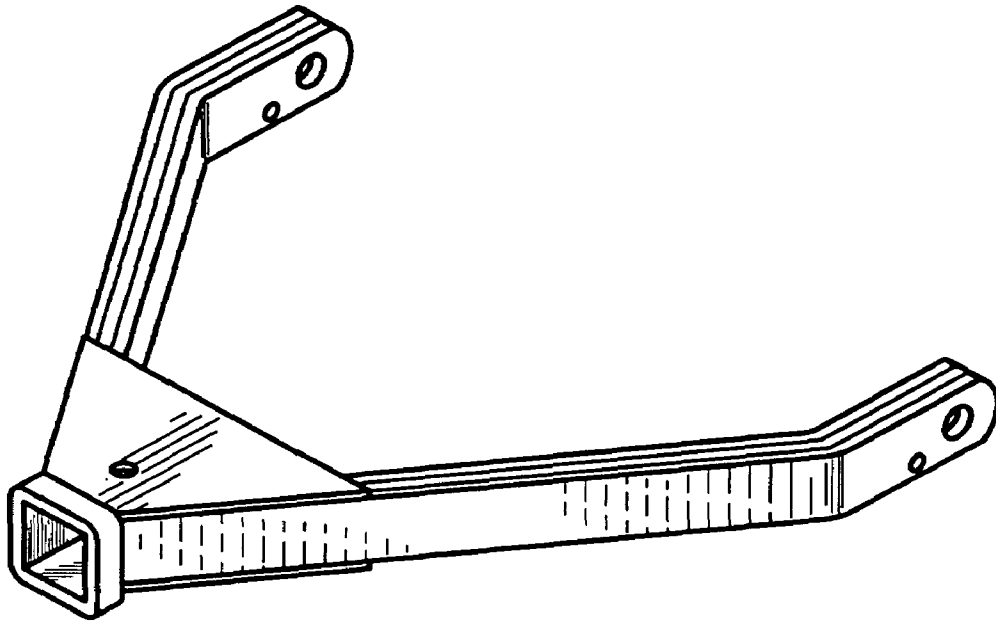


FIG. 1



FIG. 2



FIG. 3

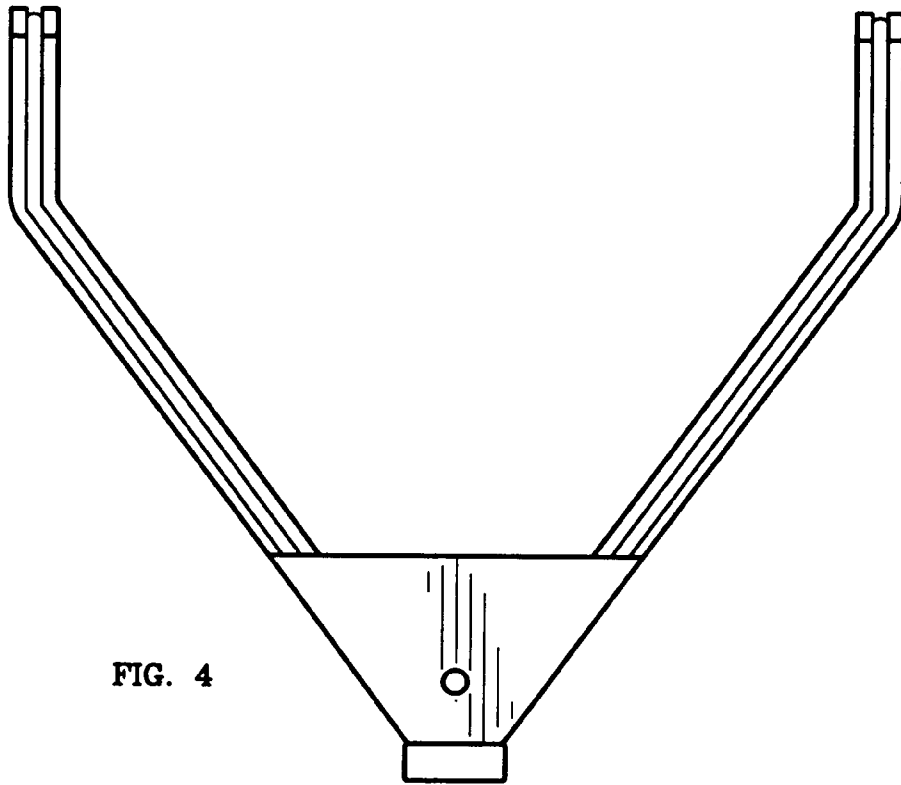


FIG. 4



FIG. 5

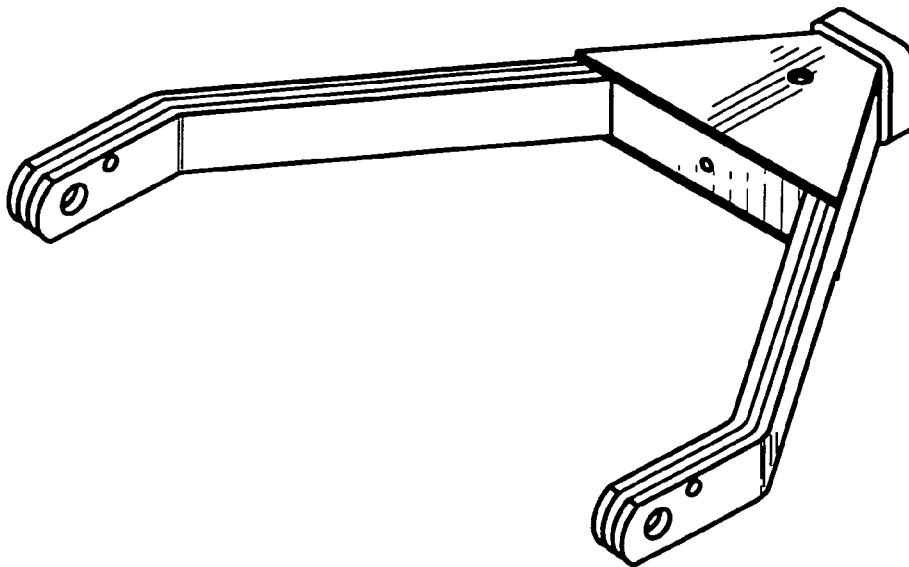


FIG. 6